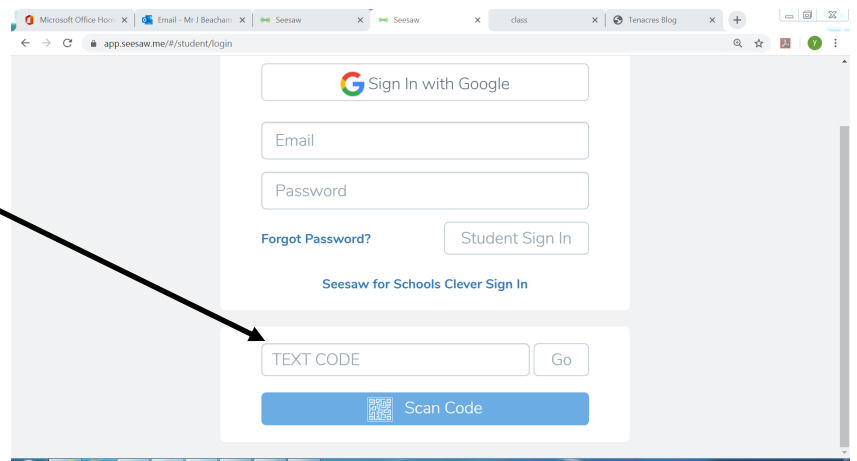


Over the last few days we've been busy in the background working out a way of supporting your child's learning at home whilst allowing us all to keep in contact with one another. We're excited to announce we'll be using 'Seesaw' to deliver this. Teachers will set up some mini activities for the children to complete which can be accessed via a phone, computer, tablet etc. Children can then respond to the activities set using videos, images, add documents such as PowerPoints etc. Their responses can only be seen by the children and staff associated with the class. The site is secure and completely GDPR compliant. We're really missing everybody and are looking forward to keeping in touch with our lovely children and their families.

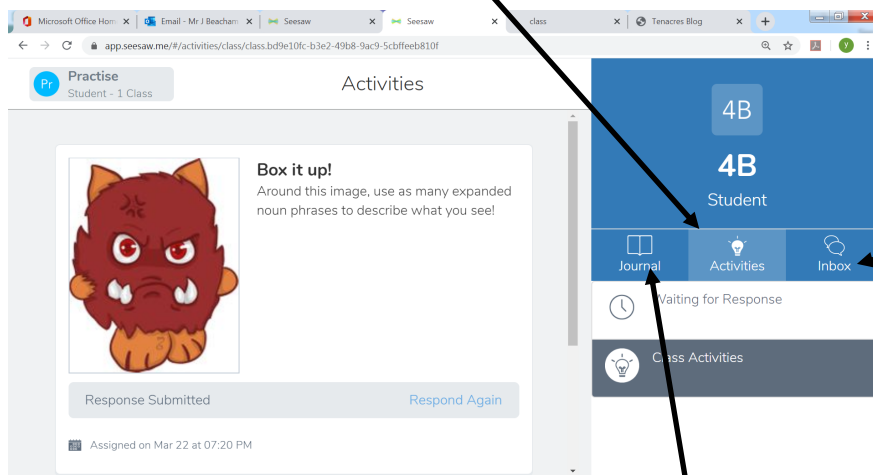
To access, you can either use an internet browser and go to <https://web.seesaw.me/> or on a mobile device you can download the 'Seesaw Learning Journal' app.

You will need to email your child's teacher for their unique code; it will look something like this: A00ZYZUH ZHLC . Take a note of this code somewhere as you will need it each time for log in on internet browsers.

Select I'm a pupil then type in their code in the text code box—same in mobile devices.



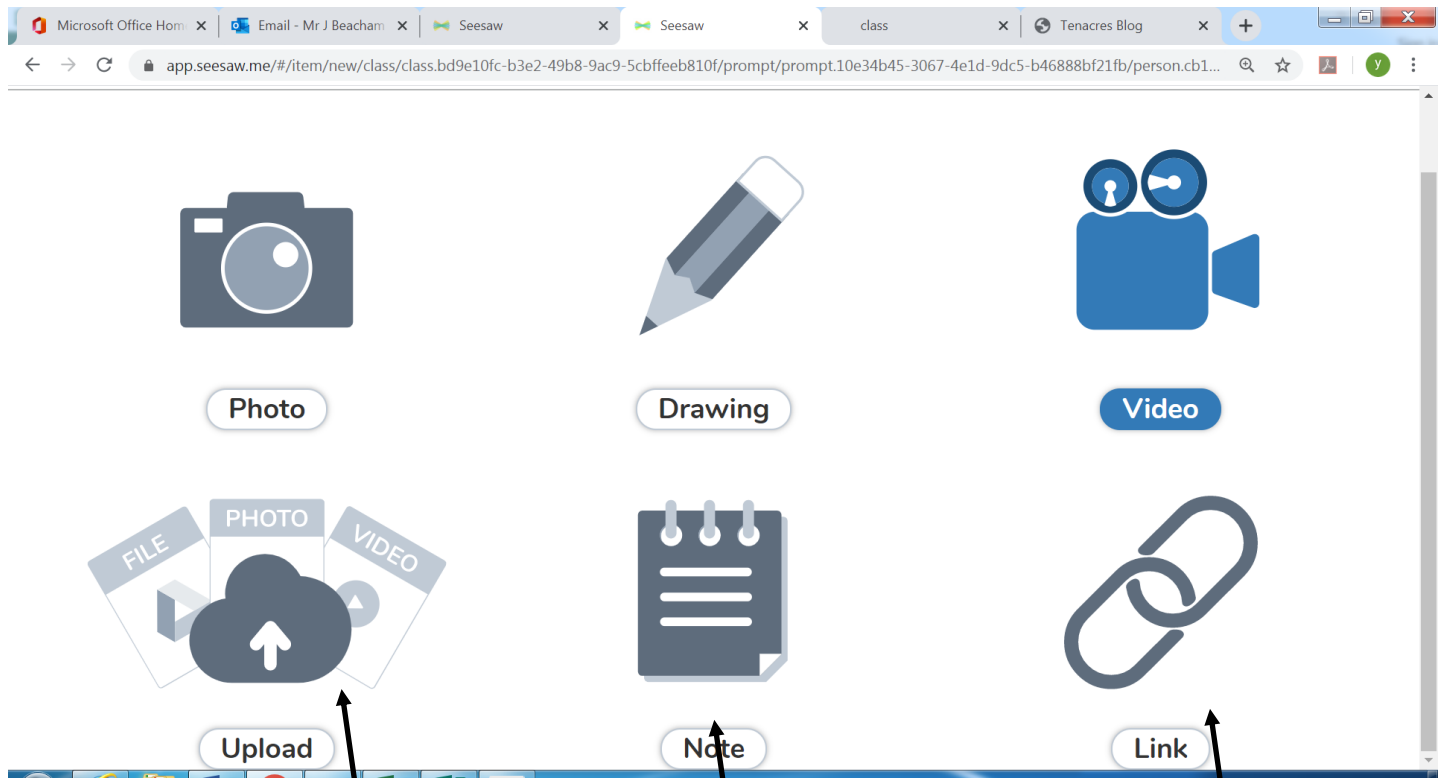
Any activities set will be under this tab. Select the activities on the left hand side to complete them. Teachers will then approve the responses.



Messages from the teacher will be in the inbox. ** Note: children cannot reply directly to the teacher in a private message. Families can request a family login for this. Email your child's class teacher for this.

Children can look at the whole class learning journal here.

Children have a variety of ways of responding to their teacher. We'd love to see any photos, videos etc.

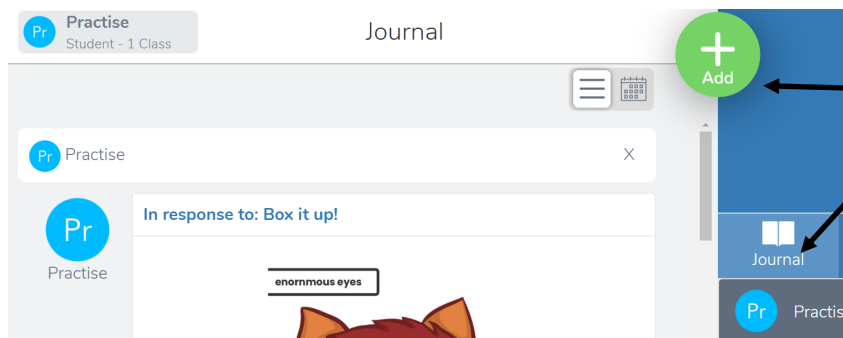


If children wish to upload PowerPoints, Word Documents etc they will need to save them as a PDF.

Children can simply write notes to us too!

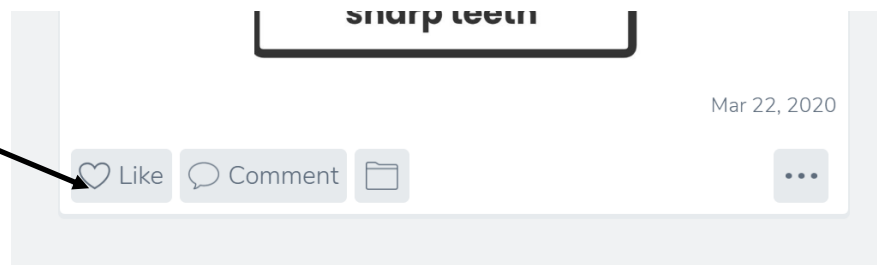
Please check any links before children add them.

Email Mr B for more information on this.



If children have completed any other activities in addition to those set by teachers, we'd love to see those too! To do this, click the 'Journal' tab and then press the '+ Add' button.

We want the children to stay in contact with each other. The like and comment feature is currently switched on for children to respond to their friends. We're happy for them to have chats with each other on these as long as they are appropriate.



If you have any questions or issues with the software please email your child's class teacher or email Mr B jbeacham@tenacres.worcs.sch.uk.